





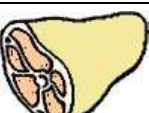







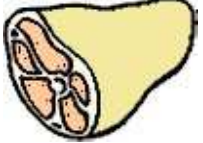




Date: _____

Je sais dire en anglais les mots qui correspondent aux illustrations ci-dessous :

	YES	NO
	✓	✗
		
		
		
		
		
		
		
		

Date: _____

1- Associe l'illustration avec le texte. Pour cela, colorie de la même couleur les cases qui vont ensemble :

	D is for doughnut.	
M is for milk.		I is for ice-cream.
	P is for pear.	
H is for ham.		B is for broccoli.
	T is for tea.	
C is for cheese.		A is for apple.